



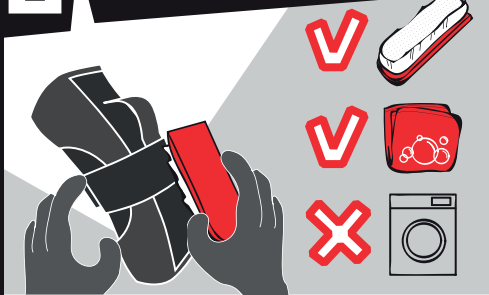
**Because keeping you safe is our top priority...  
You must read through the following care and use  
instructions before using your new wrist guards.**

## 1 The NoCry wrist guards



Made of foam cotton, PU leather and Oxford fabric with durable ABS splints.

## 2 Cleaning your wrist guards



Clean only by using a brush or a washcloth with neutral detergent. Never machine wash.

## 3 Storing your wrist guards



Avoid storing in direct sunlight or at high temperatures.

## 4 Putting on and securing the wrist guards



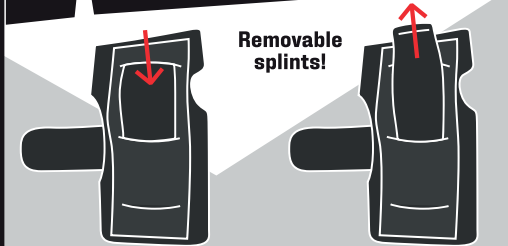
Open the hook'n'loop straps to unfold the guard and then guide your thumb through the thumb hole. Fold the guard over your hand and adjust the three straps to secure it.

## 5 Wearing the wrist guards



Make sure that the splint is positioned on your palm and properly secured. Also ensure that the wrist guards are not too small or big for your hands.

## 6 Removing the ABS splints



Release the plastic splint by pushing it down as shown above and then remove it from its pocket.

## 7 Attention!



**The wrist guards are designed to provide protection against possible impacts.** They are not built to guard against various injuries that can result from sports or other accidents. The wrist guards should be properly sized and fitted to provide maximum protection.

**Parents & Guardians : always supervise children / minors who are using the wrist guards!**



## 8 Contact us



**wecare@nocry.com**

Feel free to contact us.  
We're always here to help.

## HOW DO YOU LIKE YOUR NEW NOCRY WRIST GUARDS?

**Help customers just like you make better choices by sharing  
an honest review of your experience on  or **

Your feedback helps us serve you better and it helps others choose the best products.

To leave us a review on **Amazon** > go to **Orders** > **Write a product review**

To leave us a review on **Trustpilot** > search **NoCry** > **Write a review**